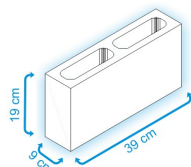


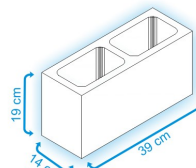


A BASE FIRME PARA SUA CONSTRUÇÃO

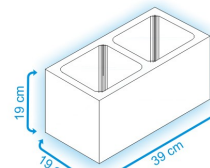
Bloco estrutural



BL 09x19x39

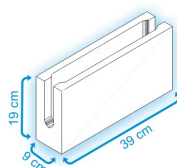


BL 14x19x39

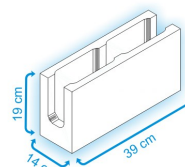


BL 19x19x39

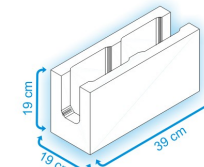
Canaleta estrutural



CN 09x19x39

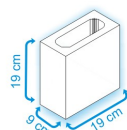


CN 14x19x39

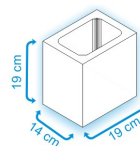


CN 19x19x39

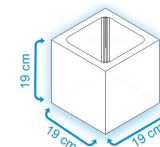
Meio-bloco estrutural



BL 09x19x19

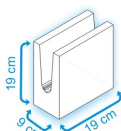


BL 14x19x19

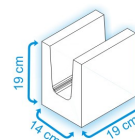


BL 19x19x19

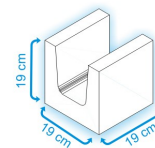
Meia-canaleta estrutural



CN 09x19x19

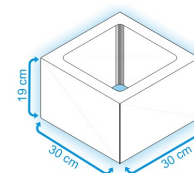


CN 14x19x19



CN 19x19x19

Bloco pilar estrutural



BL 30x19x30

\*Linha de blocos estruturais e aparentes em conformidade com parâmetros técnicos da ABNT.

3271 46 46

3276 59 94

www.mmarchi.com.br  
contato@mmarchi.com.br

skype m.marchi.blocos

R. eng. Augusto figueiredo, 2865 PORTÃO 2 Campinas-SP

